



GOLF WELLINGTON
Korowhā Te Whanganui-a-Tara

Golf Wellington Incorporated

Interclub

For Team Conveners

The following is a simple guide to help you as a team Convener ensure that your players have a GWI player registration, load your teams and load your results when you are the 'home' team.

If you would like further assistance, please email: office@wgi.co.nz

All the best for the season.

Contents


Register as a Player	2
----------------------------	---

Register as a Player

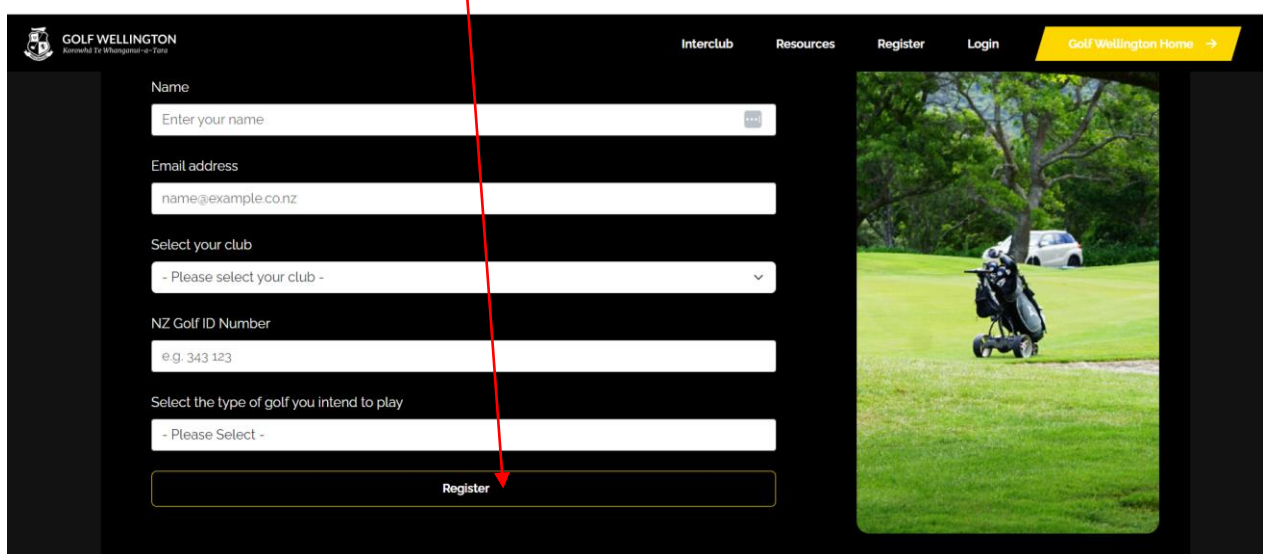
Every player must be registered on the Golf Wellington website. You will not be able to set up your team correctly if a player is not registered.

Make sure every player on your team visits interclub.golfwellington.co.nz

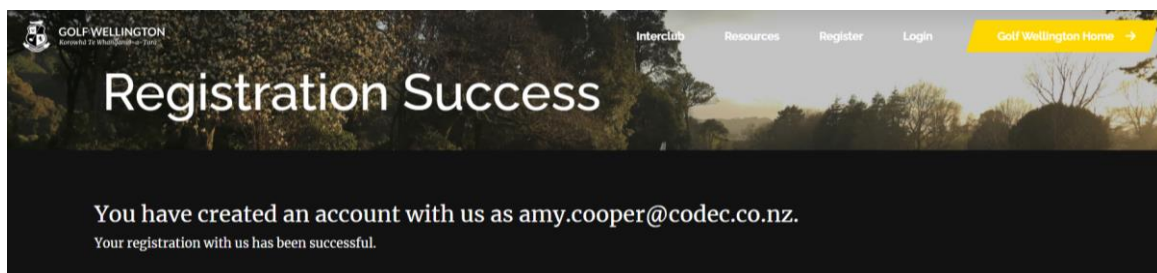
Go to 'Register' at the top right of the screen.



Complete the fields, and select 'Register'.

A screenshot of the registration form on the Golf Wellington website. The form is on a dark background and contains several input fields: 'Name' with a placeholder 'Enter your name', 'Email address' with a placeholder 'name@example.co.nz', 'Select your club' with a dropdown menu showing '- Please select your club -', 'NZ Golf ID Number' with a placeholder 'e.g. 343 123', and 'Select the type of golf you intend to play' with a dropdown menu showing '- Please Select -'. At the bottom of the form is a yellow 'Register' button. A red arrow points from the 'Register' button in the navigation bar to this 'Register' button. To the right of the form is a photograph of a golf course with a golf bag on a trolley.

Once completed correctly, your registration will be confirmed by the below page:



If, for any reason, a member of your team is not able to do this – contact office@wgi.co.nz and we will set up an account for them. Please note that this is only in difficult circumstances such as, the player not having an email address or internet connection.